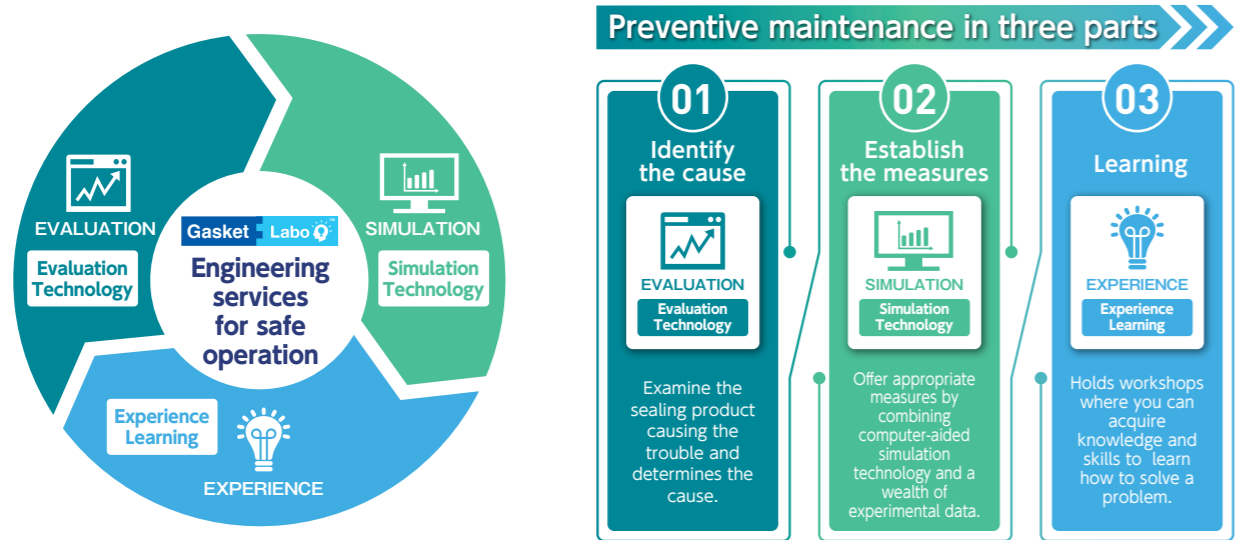


Solve your gasket problems by integrating the sealing and analysis technologies.

Introduction of Gasket Labo™ Evaluation Technology

Gasket Labo™ offers a set of engineering services that support the safe operation of a plant by preventive maintenance. It helps you implement preventive maintenance in three parts : Evaluation Technology, Simulation Technology, and Experience Learning.
This section introduces the Evaluation Technology to identify the causes of troubles.




Sealing technology

To identify the cause of a failure, it is essential to know the characteristics of the sealing product and examine the product firsthand. We examine by using various analytical facilities and long-term know-how.



Evaluate the amount of gasket compression required for sealing

The compression/recovery property is an index of a gasket to measure the adaptability and followability of the flange surface. Our testing machines are among the best in Japan, and can evaluate gaskets with a diameter of up to 1600 mm.




Evaluate the thermal reduction to determine the applicability to the liquid medium

The applicability to the liquid medium is examined by the elution of filler in the gasket and the fluid penetration into the gasket.

Analysis technology

- Automotive parts
- Industrial products
- Construction and sales for plants
- High-performance products
- Building materials

Experienced industry experts from NICHIAS



Analysis laboratory


Fusion of sealing technology and analysis technology



Advanced evaluation



Scanning electron microscope - energy dispersive X-ray spectroscopy (SEM-EDS)



Pyrolysis gas chromatography mass spectrometry (Py-GC/MS)



Raman spectrophotometer

Research & development

Analyze the gas evolved from developed materials
Quantify trace additives

Manufacturing & quality control

Examine the cause of blisters on the product surface
Analyze the contamination in products

Sales & services

Case 1

Analyze the status of the sealing product in use and offer guidelines for replacement

Analyze the product for any deterioration due to usage by appearance observation and component analysis.

Case 2

Analyze the foreign substances mixed in the fluid and assist you to examine the cause

We offer useful information to assess the cause by analyzing the components and contents of the foreign substances.